

## Master Sales Forecast

For the year:	2001												Year 2001
Product or Service	Jan	Feb	Mar	Apr	May	Jun	Jul	Aug	Sep	Oct	Nov	Dec	Total
Unit Sales Forecast	\$1,518,000	\$1,452,000	\$1,759,000	\$1,660,000	\$1,759,000	\$2,178,650	\$2,457,583	\$2,750,462	\$3,057,985	\$3,380,884	\$3,719,928	\$3,928,179	\$29,621,670
Affiliate Revenue Forecast	10,100	11,110	12,221	13,443	16,132	19,358	21,294	23,423	25,766	28,342	31,176	34,294	246,659
E-Mail Sales Forecast	\$344,926	\$356,754	\$368,999	\$381,675	\$394,797	\$408,380	\$422,442	\$436,997	\$452,065	\$467,662	\$483,807	\$500,520	5,019,023

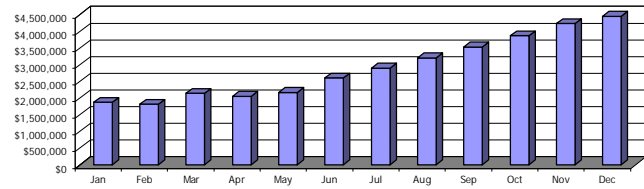
Total Sales	\$1,873,026	\$1,819,864	\$2,140,220	\$2,055,118	\$2,169,929	\$2,606,388	\$2,901,318	\$3,210,882	\$3,535,815	\$3,876,888	\$4,234,911	\$4,462,993	\$34,887,352
-------------	-------------	-------------	-------------	-------------	-------------	-------------	-------------	-------------	-------------	-------------	-------------	-------------	--------------

### Master Sales Forecast By Quarter

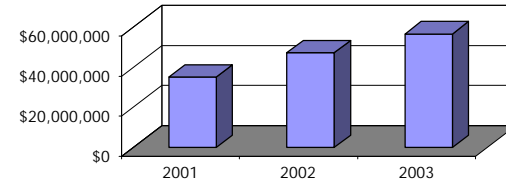
Product or Service	2001					2002					2003				
	777	Q2	Q3	Q4	Total	Q1	Q2	Q3	Q4	Total	Q1	Q2	Q3	Q4	Total
Unit Sales Forecast	\$4,729,000	\$5,597,650	\$8,266,029	\$11,028,991	\$29,621,670	\$10,158,797	\$10,666,737	\$11,200,073	\$11,760,077	\$43,785,684	\$12,348,081	\$12,965,485	\$13,613,759	\$14,294,447	\$53,221,773
Affiliate Revenue Forecast	33,431	48,933	70,483	93,812	246,659	\$131,337	\$183,872	\$257,421	\$360,390	933,021	\$0	\$0	\$0	\$0	1
E-Mail Sales Forecast	1,070,680	1,184,852	1,311,503	1,451,988	5,019,023	\$542,282	\$588,712	\$640,315	\$697,652	2,468,961	\$738,378	\$783,884	\$834,685	\$891,353	3,248,301

TOTAL SALES	\$5,833,111	\$6,831,435	\$9,648,015	\$12,574,792	\$34,887,352	\$10,832,417	\$11,439,321	\$12,097,810	\$12,818,119	\$47,187,666	\$13,086,460	\$13,749,369	\$14,448,444	\$15,185,800	\$56,470,074
QUARTER TO QUARTER CHANGE		17.11%	41.23%	30.34%		-13.86%	5.60%	5.76%	5.95%		2.09%	5.07%	5.08%	5.10%	
YEAR TO YEAR CHANGE										35.26%					19.67%

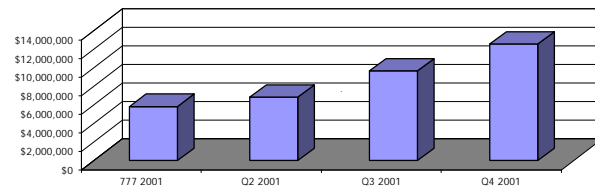
Year 1 Sales Forecast By Month



Annual Sales



Year 1 Sales By Quarter



Sales By Quarter

